

L A B 3 2 5

**ABK**

EMOZIONI IN SUPERFICIE

L A B 3 2 5

**ABK**  
EMOZIONI IN SUPERFICIE



# LAB 3 2 5

LAB325 È IL PROGETTO DI ABK DEDICATO ALLE MOLTEPLICI FORME ESPRESSIVE DEL CEMENTO, DEFINITO DA TRE DIVERSE SUPERFICIE CHE SI MUOVONO ALL'INTERNO DI UN MOODBOARD RICERCATO E INDUSTRIAL.

LAB325 IS THE ABK COLLECTION DEVOTED TO THE MANY EXPRESSIVE FORMS OF CONCRETE, REPRODUCING THIS MATERIAL'S SURFACE IN THREE DIFFERENT VERSIONS AS PART OF A SOPHISTICATED INDUSTRIAL MOODBOARD.



SAND

PEARL

ASH


TAUPE

PEPPER

SAND







floor  
LAB325  
BASE SAND 120x120



wall  
LAB325  
BASE SAND 60x120  
SENSI NUANCE DEEP RIVER 60x120

floor  
POETRY  
WOOD ECRU 20x120





outdoor floor  
OUT.20 LAB325  
BASE SAND R11 60x120 20mm



wall  
LAB325  
BASE SAND 60x120  
WIDE&STYLE MINI VOL.2 AMPLIFY 60x120

floor  
LAB325  
BASE SAND 60x120



ASH



floor  
LAB325  
FORM ASH 60x120





wall  
LAB325  
BASE PEPPER 120x280

right wall  
LAB325  
FORM ASH 120x280

left wall  
WIDE&STYLE  
BALOON C 160x320

floor  
OUT.20  
LAB325  
FORM ASH 20 60x120 20 mm





INDOOR

floor  
LAB325  
BASE ASH 120x120

OUTDOOR

floor  
OUT.20  
LAB325 BASE ASH 60x120 20 mm





wall  
LAB325  
METAL ASH 60x120

INTERNO9  
RUST 120x280

top  
INTERNO9  
RUST

floor  
LAB325  
BASE ASH 60x120





wall  
LAB325  
METAL ASH 60x120  
top  
INTERNO9  
RUST

floor  
LAB325  
BASE ASH 60x120







wall  
LAB325  
BASE ASH 120x280

floor  
NATIVE  
FOG 60x120

table  
ABKSTONE  
BASE ASH 12mm



wall  
LAB325  
BASE PEPPER 120x280

floor  
OUT.20.BASE ASH 20mm  
60x120

kitchen - ABKSTONE  
PIRENEI GREY FULLBODY 3D  
ESSENCE AVANA





wall  
WIDE&STYLE MINI CARIBBEAN 60x120

floor  
LAB325 BASE ASH 60x120

ABKSTONE - Top  
ESSENCE AVANA 20 mm





wall  
 POETRY DECOR  
 TRACES PAINT CEMENT 120x280  
 LAB325  
 BASE ASH 120x280

floor  
 LAB325  
 BASE ASH 60x120



wall  
 AND VOLUMES ABKSTONE  
 LAB325  
 BASE ASH 6 mm

floor  
 /OBT.20 LAB325  
 /BASE ASH 60x120

bench  
 ABKSTONE LAB325  
 BASE PEPPER 6 mm



TAUPE



floor  
LAB325  
BASE TAUPE 120x120






wall  
WIDE&STYLE  
LIBERTY LIME 120x280

CROSSROAD  
BRICK SMOKE 7,5x30

floor  
LAB325  
BASE TAUPE 80x80





wall  
LAB325  
BASE SLIM PACK TAUPE Rett.



wall  
LAB325  
BASE TAUPE 60x120

volume  
LAB325  
FORM TAUPE 60x120

floor  
CROSSROAD  
WOOD TAN 20x120





wall  
LAB325 BASE ASH 120x280

kitchen - ABKSTONE  
LAB325 BASE ASH 12mm


floor  
OUT.20  
LAB325 BASE TAUPE 60x120 20mm



floor  
LAB325  
FORM TAUPE R11 20x40



PEARL



wall  
LAB325  
FORM PEARL 60x120





wall  
LAB325  
FORM PEARL 60x120

floor  
LAB325  
BASE PEARL 60x120







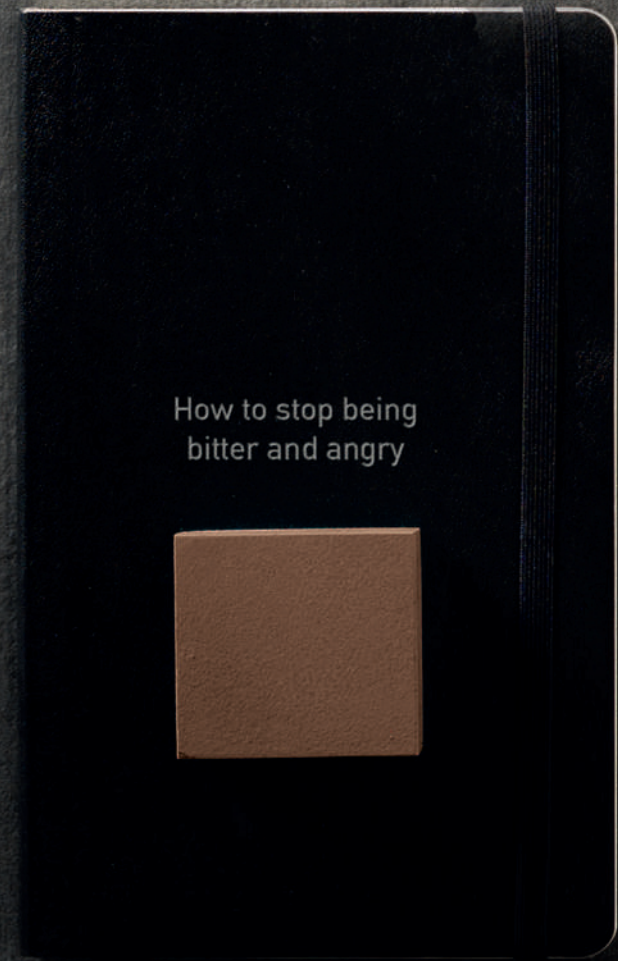
wall  
SENSI SIGNORIA ROMA IMPERIALE LUX 120x280  
LAB325 BASE PEARL 120x280

floor  
LAB325 BASE PEARL 60x120

bathdesign - washbasin  
LAB325 BASE PEARL



PEPPER







wall  
LAB325  
FORM PEPPER 60x120

floor  
LAB325  
BASE PEPPER 60x120





wall  
LAB325  
BASE SLIM PACK PEPPER Rett.

shower wall  
LAB325  
BASE PEPPER 120x280

floor  
LAB325  
BASE PEPPER 60x60




COLOUR AND SIZE CHART

	SAND	PEARL	ASH	TAUPE	PEPPER
<b>6 mm</b>					
160x320 64"x128" nat rett.		•	•		•
120x280 48"x112" nat rett.		•	•	•	•
<b>8,5 mm</b>					
120x120 48"x48" nat rett.	•	•	•	•	•
60x120 24"x48" nat rett.	•	•	•	•	•
80x80 32"x32" nat rett.	•	•	•	•	•
60x60 24"x24" nat rett.		•	•	•	•
20x40 8"x16" R11			•	•	
<b>20 mm</b>					
60x120 24"x48" rett. R11			•	•	
60x60 24"x24" rett. R11	•		•		

BASE SAND

<b>8,5 mm</b>		
120x120	nat rett.	<b>0000256</b>
60x120	nat rett.	<b>0007986</b>
80x80	nat rett.	<b>0000240</b>





BASE PEARL

<b>6 mm</b>		
160x320	nat rett.	<b>0005378</b>
<b>** 120x280 nat rett. 0008652</b>		
<b>8,5 mm</b>		
120x120	nat rett.	<b>0003059</b>
60x120	nat rett.	<b>0002607</b>
80x80	nat rett.	<b>0003063</b>
60x60	nat rett.	<b>0002693</b>


ABKSTONE

163,5x323 nat.	<b>0005377</b>	⊗ 6 mm
163,5x323 nat.	<b>0005322</b>	⊗ 12 mm
163,5x323 nat.	<b>0006251</b>	⊗ 20 mm



BASE TAUPE

<b>6 mm</b>		
<b>** 120x280 nat rett. 0008654</b>		
<b>8,5 mm</b>		
120x120	nat rett.	<b>0002587</b>
60x120	nat rett.	<b>0002609</b>
80x80	nat rett.	<b>0002613</b>
60x60	nat rett.	<b>0002695</b>



BASE ASH

<b>6 mm</b>		
160x320	nat rett.	<b>0003161</b>
<b>** 120x280 nat rett. 0008653</b>		
<b>8,5 mm</b>		
120x120	nat rett.	<b>0003060</b>
60x120	nat rett.	<b>0002608</b>
80x80	nat rett.	<b>0003064</b>
60x60	nat rett.	<b>0002694</b>

ABKSTONE

163,5x323 nat.	<b>0003159</b>	⊗ 6 mm
163,5x323 nat.	<b>0003781</b>	⊗ 12 mm
163,5x323 nat.	<b>0006249</b>	⊗ 20 mm




BASE PEPPER

<b>6 mm</b>		
160x320	nat rett.	<b>0003162</b>
<b>** 120x280 nat rett. 0008655</b>		
<b>8,5 mm</b>		
120x120	nat rett.	<b>0002588</b>
60x120	nat rett.	<b>0002610</b>
80x80	nat rett.	<b>0002614</b>
60x60	nat rett.	<b>0002696</b>

ABKSTONE

163,5x323 nat.	<b>0003160</b>	⊗ 6 mm
163,5x323 nat.	<b>0005321</b>	⊗ 12 mm
163,5x323 nat.	<b>0006250</b>	⊗ 20 mm



\*\* Fino ad esaurimento scorte l' art. verrà consegnato nel formato 120x278 6 mm oppure 120x270 7 mm.  
The item will be delivered in sizes 120x278 (thickness 6 mm) or 120x270 (thickness 7 mm) while stocks last.



### FORM PEARL

8,5 mm

60x120 nat rett. **0002627**



### FORM ASH

8,5 mm

60x120 nat rett. **0002628**



### METAL ASH

8,5 mm

60x120 nat rett. **0002675**



### FORM PEPPER

8,5 mm

60x120 nat rett. **0002630**



### FORM TAUPE

8,5 mm

60x120 nat rett. **0002629**



### METAL TAUPE

8,5 mm

60x120 nat rett. **0002676**



#### DECORI / DECORATIVE 8,5 mm

A	SLIM PACK mix sizes rett.	Pcs/box: 1 ☞ = 0,54 mq A 7,5x60 ☞ 4 B 7,5x40 ☞ 4 C 7,5x20 ☞ 4 D 7,5x30 ☞ 4 E 7,5x40 Diagonale Sx ☞ 1 F 7,5x20 Diagonale Dx ☞ 1 G 7,5x20 Diagonale Sx ☞ 1 H 7,5x40 Diagonale Dx ☞ 1
B		
C		
D		
E		
F		
G		
H		

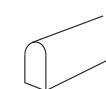
BASE SAND	BASE PEARL	BASE ASH	BASE TAUPE	BASE PEPPER
-	<b>0002885</b>	<b>0002886</b>	<b>0002887</b>	<b>0002888</b>

#### PEZZI SPECIALI / SPECIAL TRIMS 8,5 mm

	BATTISCOPA rett. 5,5x60 ☞ 10	-	<b>0002889</b>	<b>0002890</b>	<b>0002891</b>	<b>0002892</b>
	BATTISCOPA rett. 5,5x80 ☞ 8	<b>0000843</b>	<b>0003075</b>	<b>0003076</b>	<b>0002681</b>	<b>0002682</b>
	GRADONE TOP rett. 32x120x4,5x2 ☞ 1	<b>0000847</b>	<b>0003077</b>	<b>0003078</b>	<b>0002683</b>	<b>0002684</b>
	ANGOLARE TOP SX rett. 32x120x4,5x2 PZ 228,50 ☞ 1	<b>0000851</b>	<b>0003079</b>	<b>0003080</b>	<b>0002685</b>	<b>0002686</b>
	ANGOLARE TOP DX rett. 32x120x4,5x2 ☞ 1	<b>0000855</b>	<b>0003081</b>	<b>0003082</b>	<b>0002687</b>	<b>0002688</b>
				FORM ASH	FORM TAUPE	
	ELEM. L MONOLITICO R11 15x30x3,5 ☞ 8	-	<b>0003574</b>	<b>0003575</b>	-	-

### MATITE ALLUMINIO - ALUMINIUM STRIPS

Articoli realizzati in alluminio anodizzato per l'uso a parete, adatti a raccordare piastrelle di diverso spessore (8,5/7/6 mm). Avvertenze per la posa e la pulizia all'interno delle confezioni o sul sito ABK.  
Anodized Aluminium strips for use between wall tiles of different thicknesses (8,5/7/6 mm). Instructions for installation and cleaning included in the box or on ABK website.



MATITA ALLUMINIO 0,5x120 ☞ 4  
Parte superiore arrotondata / Rounded top.

MATITA ALLUMINIO  
**0000086**

Parte superiore arrotondata e colorata con resine acriliche.  
Rounded top colored with acrylic resins.

MATITA ALLUM. ORO  
**0008535**

MATITA ALLUM. RAME SCURO  
**0008534**

MATITA ALLUM. WHITE  
**0000087**

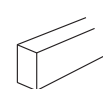
MATITA ALLUM. TERRACOTTA  
**0008530**

MATITA ALLUM. BLU  
**0008532**

MATITA ALLUM. VERDE  
**0008531**

MATITA ALLUM. ARDESIA  
**0008533**

MATITA ALLUM. BLACK  
**0000088**



MATITA ALLUMINIO 0,5x120 ☞ 4  
Parte superiore piatta colorata in bagno galvanico / Flat top colored in galvanic bath.


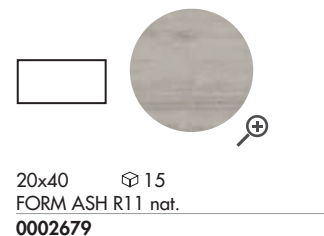
MATITA ALLUM. BRONZO  
**0000557**

MATITA ALLUM. RAME  
**0000556**




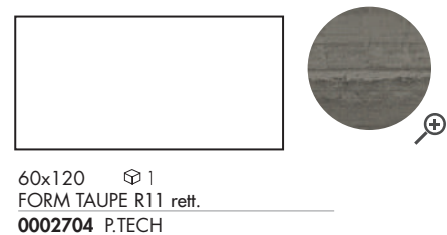
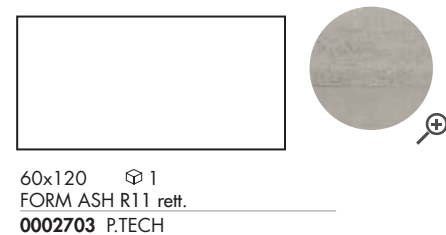

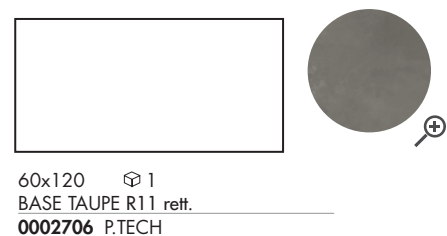
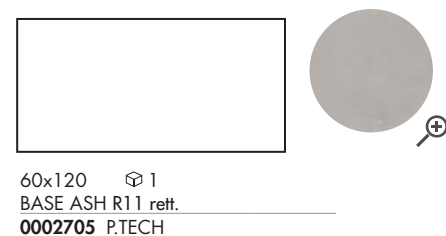
# LAB325

**OUTDOOR R11 8,5 mm**



GRES PORCELLANATO A MASSA COLORATA  
FULL BODY COLORED PORCELAIN

**OUT.20 R11 20 mm P.tech**



OUT.20 R11 20 mm						
PEZZI SPECIALI SPECIAL TRIMS	BULLNOSE	ELEMENTO L	ELEMENTO L GRIP	GRIGLIA	ANG. GRIGLIA SX	ANG. GRIGLIA DX
	60x120 Rett. 1	15x60x5 Rett. 2	15x60x5 Rett. 2	15x60 Rett. 4	15x60 Rett. 4	15x60 Rett. 4
LAB325 BASE ASH	<b>0007826</b>	<b>0002707</b>	<b>0006999</b>	<b>0002709</b>	<b>0002711</b>	<b>0002713</b>
LAB325 BASE TAUPE	<b>0007827</b>	<b>0002708</b>	<b>0007000</b>	<b>0002710</b>	<b>0002712</b>	<b>0002714</b>
	30x60 Rett. 1	15x60x5 Rett. 2	15x60x5 Rett. 2	15x60 Rett. 4	15x60 Rett. 4	15x60 Rett. 4
LAB325 BASE ASH 60x60	<b>0013049</b>	<b>0002707</b>	<b>0006999</b>	<b>0002709</b>	<b>0002711</b>	<b>0002713</b>
LAB325 BASE SAND 60x60	<b>0013050</b>	<b>0008925</b>	<b>0008926</b>	<b>0008927</b>	<b>0008929</b>	<b>0008928</b>

# CARATTERISTICHE TECNICHE TECHNICAL FEATURES

GRES PORCELLANATO TUTTA MASSA - FULL BODY PORCELAIN

**SUPERFICIE NATURALE** CLASSIFICAZIONE SECONDO NORME UNI EN 14411 (ISO 13006) ALLEGATO G-Gruppo Bla UGL  
**NATURAL SURFACE** CLASSIFICATION IN ACCORDANCE WITH UNI EN 14411 (ISO 13006) ANNEX G-Group Bla UGL

OUT.20 GRES PORCELLANATO A MASSA COLORATA - OUT.20 FULL BODY COLORED PORCELAIN

CLASSIFICAZIONE SECONDO NORME UNI EN 14411 (ISO 13006) ALLEGATO G-Gruppo Bla GL  
CLASSIFICATION IN ACCORDANCE WITH UNI EN 14411 (ISO 13006) ANNEX G-Group Bla GL

PROPRIETÀ FISICO-CHIMICHE PHYSICAL-CHEMICAL PROPERTIES	NORMA NORM	VALORE PRESCRITTO DALLE NORME VALUE PRESCRIBED FROM THE NORMS	VALORE * VALUE LAB325 NAT.	VALORE * VALUE LAB325 OUT.20 P.TECH/R11
LUNGHEZZA E LARGHEZZA DIMENSIONE MEDIA DI OGNI PIASTRELLA LENGTH AND WIDTH OF THE AVERAGE-SIZES TILE	UNI EN ISO 10545/2	± 0,6%	CONFORME ACCORDING TO	CONFORME ACCORDING TO
SPESORE THICKNESS	UNI EN ISO 10545/2	± 5%	CONFORME ACCORDING TO	CONFORME ACCORDING TO
RETTILINEARITÀ SPIGOLI WARPAGES OF EDGES	UNI EN ISO 10545/2	± 0,5%	CONFORME ACCORDING TO	CONFORME ACCORDING TO
ORTOGONALITÀ WEDGING	UNI EN ISO 10545/2	± 0,6%	CONFORME ACCORDING TO	CONFORME ACCORDING TO
PLANARITÀ FLATNESS	UNI EN ISO 10545/2	± 0,5%	CONFORME ACCORDING TO	CONFORME ACCORDING TO
ASSORBIMENTO D'ACQUA WATER ABSORPTION	UNI EN ISO 10545/3	E ≤ 0,5%	CONFORME ACCORDING TO	CONFORME ACCORDING TO
RESISTENZA ALLA FLESSIONE BENDING STRENGTH	UNI EN ISO 10545/4	≥ 35 N/mm²	CONFORME ACCORDING TO	CONFORME ACCORDING TO
FORZA DI ROTTURA BREAKING STRENGTH	UNI EN ISO 10545/4	< 7,5 mm : ≥ 700 N > 7,5 mm : ≥ 1300 N	CONFORME ACCORDING TO	CONFORME ACCORDING TO
RESISTENZA ALL'ABRASIONE PROFONDA DELLE PIASTRELLE NON SMALTATE RESISTANCE TO DEEP ABRASION OF UNGLAZED TILES	UNI EN ISO 10545/6	< 175 mm³	CONFORME ACCORDING TO	-
RESISTENZA ALL'ABRASIONE SUPERFICIALE PER PIASTRELLE SMALTATE ABRASION RESISTANCE FOR GLAZED TILES	UNI EN ISO 10545/7	DICHIARATO DALL'AZIENDA PRODUTTRICE DECLARED BY THE MANUFACTURING COMPANY	-	IN FUNZIONE DELLA DESTINAZIONE D'USO ACCORDING TO THE DESTINATION OF FINAL USE
RESISTENZA AGLI SBALZI TERMICI THERMAL SHOCK RESISTANCE	UNI EN ISO 10545/9	RICHIESTA REQUIRED	RESISTE RESISTS	RESISTE RESISTS
RESISTENZA AL GELO FROST RESISTANCE	UNI EN ISO 10545/12	RICHIESTA REQUIRED	INGELIVO FROST PROOF	INGELIVO FROST PROOF
RESISTENZA ALL'ATTACCO CHIMICO CHEMICAL RESISTANCE	UNI EN ISO 10545/13	MIN UB	CONFORME ACCORDING TO	-
		MIN GB	-	CONFORME ACCORDING TO
RESISTENZA ALLE MACCHIE RESISTANCE TO STAINING	UNI EN ISO 10545/14	UGL VALORE DA DICHIARARE VALUE TO DECLARE	-	-
		GL ≥ MINIMO CLASSE 3	-	CONFORME ACCORDING TO
RESISTENZA ALLO SCIVOLAMENTO SLIP RESISTANCE	B.C.R.A. C.A.	μ 0,19 SCIVOLOSITÀ PERICOLOSA - DANGEROUSLY SLIPPERY 0,20 < μ < 0,39 SCIVOLOSITÀ ECCESSIVA - EXCESSIVELY SLIPPERY 0,40 < μ < 0,74 ATTRITO SODDISFACENTE - SATISFACTORY GRIP μ 0,75 ATTRITO ECCELLENTE - EXCELLENT GRIP	> 0,40	> 0,40
	B.C.R.A. G.B.		> 0,40	> 0,40
	ASTM C 1028 (S.C.O.F.)	SUP RESISTANT (> 0,60)	> 0,60 DRY > 0,60 WET	> 0,60 DRY > 0,60 WET
	DIN 51130	IN FUNZIONE DELL'AMBIENTE O DELLA ZONA DI LAVORO BASING ON THE ENVIRONMENT OR THE WORKING AREA	R10	R11
	DIN 51097	-	A+B	A+B+C
	ANSI A 137-1:2012 (D.C.O.F.)	≥ 0,42	> 0,42	> 0,42

\* Valori medi di produzione / Average production values

## P.tech ON DEMAND

La tecnologia P.TECH migliora le performance anti-scivolo dei pavimenti, mantenendo inalterati i valori di resistenza meccanica del gres porcellanato, con una finitura estremamente piacevole al tatto e facile da pulire.

LAB325 in finitura P.TECH, nei formati 60x120, 120x120 e 80x80, può essere fornita su richiesta con un ordine soggetto a lotto minimo di produzione.

The innovative P.TECH technology which improves the slip resistance of floors while delivering the renowned mechanical strength of porcelain tiles and a finish that is both extremely pleasant to the touch and easy to clean.

LAB325 in P.TECH finish, in the 60x120, 120x120 and 80x80 sizes, can be supplied on request with an order subject to a minimum production batch.

VARIAZIONE CROMATICA SHADE VARIATION	V2	aspetto uniforme uniform appearance V1	lieve variazione slight variation V2	moderata variazione moderate variation V3	forte variazione substantial variation V4
---	----	--	--	---	---



## IMBALLI PACKAGING

F.to nominale Nominal size	Finitura Finish	Spessore Thickness	F.to reale (mm) Work size (mm)	Imballo Packing	Pz/Scat. Pcs/Box	Mq/Scat. Sqm/Box	Kg/Scat. Kg/Box	Scat./Imb. Box/Packing	Pz Totali Pcs Total	Mq totali Sqm total	Kg Imb. Kg Packing	Kg Totali Kg Total
160x320 64"x128"	rett.	6	1596,5x3195	Cassa Crate	-	-	-	-	76,80	139	1.294	1.294
				Cavalletto container Container Rack pallet	-	-	-	-	184,32	180	2.952	2.952
120x280 48"x112"	rett.	6	1194x2800	Cassa Crate	-	-	-	-	20	67,20	95	1.104
				Cavalletto Rack pallet	-	-	-	-	36	120,96	120	1.935
				Cavalletto container Container Rack pallet	-	-	-	-	36	120,96	140	1.955
120x120 48"x48"	rett.	8,5	1194x1194	Pallet con sponde Pallet with sides	2	2,88	57,60	18	36	51,84	40	1.077
60x120 24"x48"	rett.	8,5	596x1194	pallet	2	1,44	28,80	30	60	43,20	20	884
60x120 24"x48"	rett.	20	596x1194	pallet	1	0,72	32,80	30	30	21,60	20	1.000
80x80 32"x32"	rett.	8,5	797,25x797,25	pallet	2	1,28	25,60	48	96	61,44	20	1.249
60x60 24"x24"	rett.	8,5	596x596	pallet	3	1,08	21,60	40	120	43,20	20	884
60x60 24"x24"	rett.	20	596x596	pallet	2	0,72	32,80	30	60	21,60	20	1.004
20x40 8"x16"	nat.	8,5	-	pallet	13	1,07	21,40	72	936	77,04	20	1.561

L'unità minima di vendita per tutti gli articoli (fondi, decori e pezzi speciali) è la scatola completa. / The minimum sales quantity for all items (plain tiles, decorations and special trims) is one full box. I dati relativi agli imballi sono aggiornati al momento della stampa del catalogo e pertanto possono subire variazioni nel corso del tempo. / Data referring to packaging have been update at time of printing; the actual data may be slightly different.

Pezzi speciali e decori per effetto delle lavorazioni, possono presentare variazioni di tonalità. / Due to working process special trims and decors, may show variation in tonality.

Le caratteristiche di superficie e le tonalità dei prodotti ceramici illustrati in questo catalogo sono da ritenersi puramente indicative. Optical features and color shades of ceramic materials illustrated in this catalogue are to be regarded as mere indications.



Ceramics of Italy

Marketing ABK Group  
243

Brand of ABK Group Industrie Ceramiche s.p.a. - via S.Lorenzo N.24/a - 41034 Finale Emilia - Modena Italy  
tel. 0535 761311 - fax 0535 761320/92800/761351

www.abk.it  
#abkemozioni

WE  
ARE  
ABK  
GROUP



**ABK**

EMOZIONI IN SUPERFICIE

WE  
ARE **ABK**  
GROUP